

## Features

- Lid design conceals toilet seat to create a clean, sleek look
- Grip-Tight installation hardware makes it easy to fasten the seat – everything is done from above the bowl
- Grip-Tight bumpers hold seat firmly in place
- ReadyLatch® hinge provides a positive lock/unlock latch to securely hold seat in position, yet seat easily removes for cleaning or adjusting fit
- Single-hinge cover simplifies cleaning
- Quiet-Close™ elongated lid and seat prevents slamming
- Contoured seat for user comfort
- Color-matched plastic hinges
- Fits most elongated toilets

## Material

- Plastic construction



## Codes/Standards







IAPMO/ANSI Z124.5

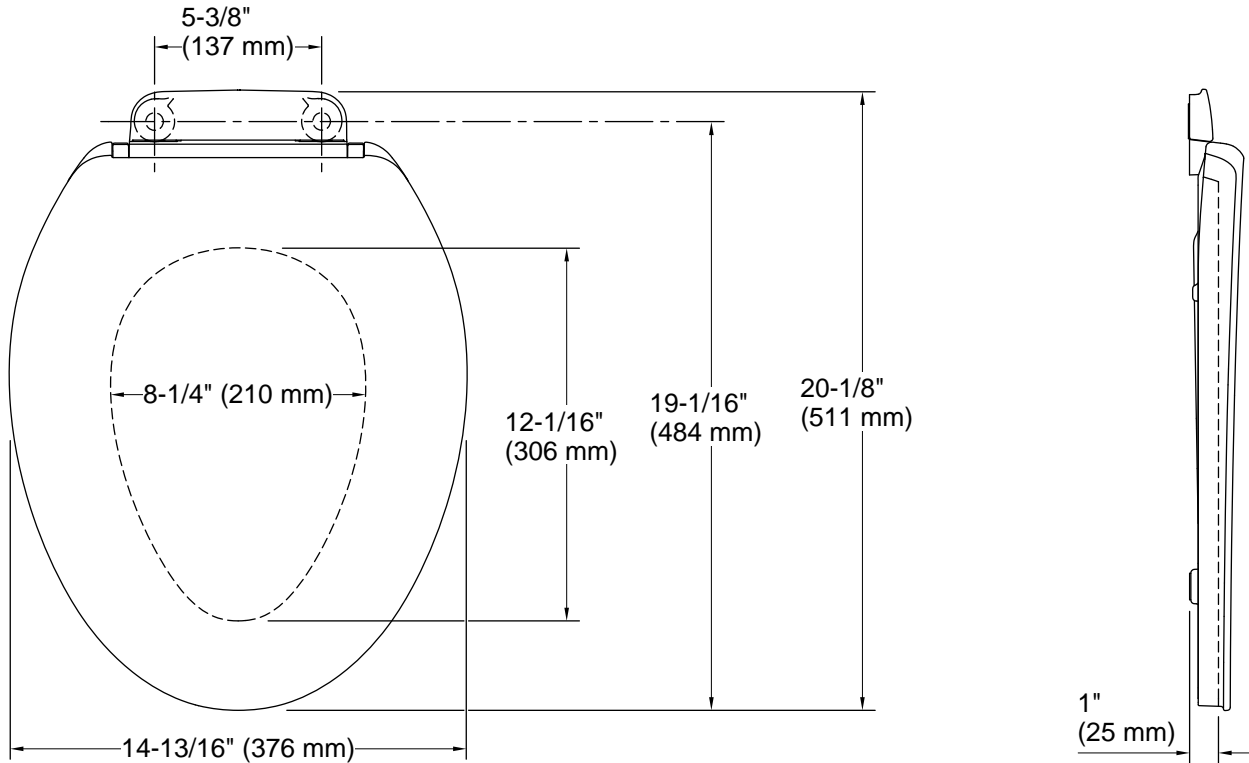
## KOHLER® Toilets and Seats Limited Warranty

See website for detailed warranty information.

## Available Colors/Finishes

*Color tiles intended for reference only.*

Color	Code	Description
	0	White
	96	Biscuit
	NY	Dune
	95	Ice™ Grey
	58	Thunder™ Grey
	7	Black Black™



### Technical Information

All product dimensions are nominal.

Seat shape type: Elongated  
Seat front type: Closed-front  
Seat-mounting holes: 5-7/16" (137 mm)

### Notes

Install this product according to the installation instructions.