



see what Delta can do™

MULTICHOICE® UNIVERSAL INTEGRATED SHOWER DIVERTER ROUGH

- R22000 (Shower Only)
- R22000-WS (Shower Only with Stops)

STANDARD SPECIFICATIONS:

- Forged brass body
 - Back-to-Back installation capabilities
 - Three port diverter.
 - Can be tested with air (200 PSI) or water (300 PSI) without valve using supplied test cap
 - Accepts Delta (3) three or (6) six function diverter cartridges plus all MultiChoice® cartridges.
 - Plug provided for 3 setting diverter installation.
 - Cartridges ship with trim
 - Non-shared diverter cartridges also available (RP71717 and RP71718)
 - 1/2" outlets and connections
 - Universal type fitting and is 1/2" NPT male thread with 1/2" C.W.T. female sweat
 - Sweat onto 1/2" C.W.T. or accepts 1/2" iron pipe, PEX or CPVC adapters
 - Standard installation accommodates finished wall thickness up to 1 1/8"
 - Thick wall installation kits can be ordered to allow for up to 2 1/8" finish wall thickness (order by valve type).
 - 14 Series Monitor® with Diverter Trim Extension Kit available (RP90542▲)
 - 17 Series Monitor® with Diverter Trim Extension Kit available (RP90543▲)
 - TempAssure® Thermostatic with Diverter Extension Kit available (RP90544▲)
- Note: No tub outlet
Note: Should use proper fitting with each type (copper tubing, iron pipe, and pex fitting)

WARRANTY

- Lifetime limited warranty on parts (other than electronic parts and batteries) and finishes; or, for commercial users, for 5 years from date of purchase.
- 5 year limited warranty on electronic parts (other than batteries); or, for commercial users, for 1 year from the date of purchase. No warranty is provided on batteries.

COMPLIES WITH:

- ASME A112.18.1 / CSA B125.1

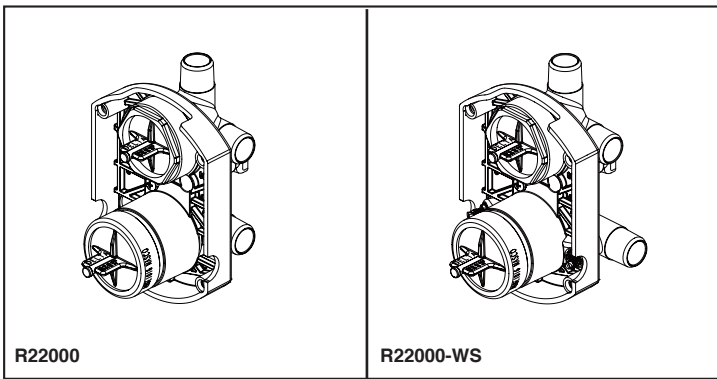
Maximum Flow Rate Guide

Rough	Cartridge	Outlet	40 psi	60 psi	80 psi
R22000	13/14S	Shower	4.1 gpm	5.0 gpm	5.8 gpm
	17S	Shower	4.7 gpm	5.8 gpm	6.7 gpm
	17T	Shower	5.9 gpm	7.2 gpm	8.3 gpm
R22000-WS	13/14S	Shower	3.9 gpm	4.8 gpm	5.6 gpm
	17S	Shower	4.4 gpm	5.4 gpm	6.3 gpm
	17T	Shower	5.3 gpm	6.5 gpm	7.4 gpm

Based on 6 Setting Diverter

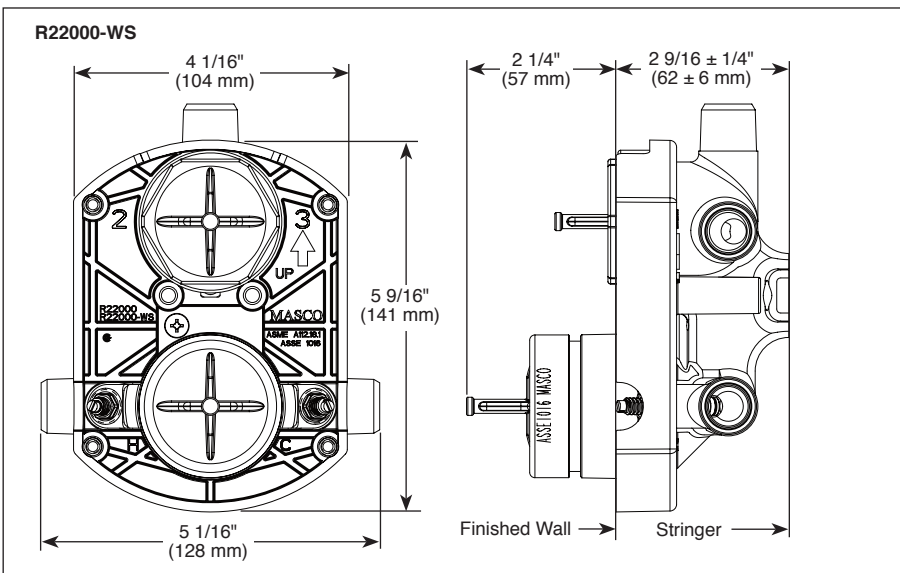
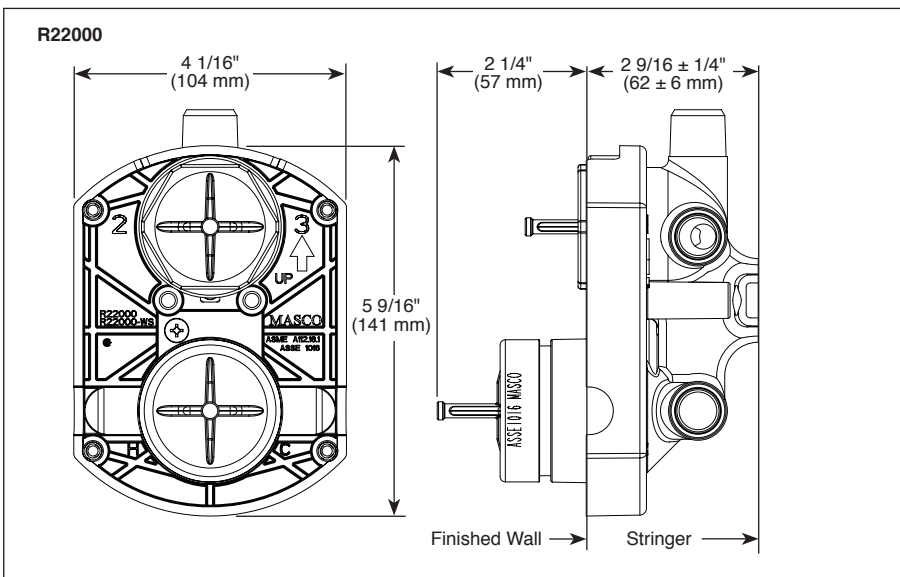
Delta Faucet Company

55 E. 111th Street, Indianapolis, IN 46280
350 South Edgeware Road, St. Thomas, ON N5P 4L1
© 2018 Delta Faucet Company



Submitted Model No.: _____

Specific Features: _____



Delta reserves the right (1) to make changes in specifications and materials, and (2) to change or discontinue models, both without notice or obligation. Dimensions are for reference only. See current full-line price book or www.deltafaucet.com for finish options and product availability.