

Features

- Matching side sprayer provides flexibility and convenience for cleaning and food prep
- KOHLER® ceramic disc valves exceed industry longevity standards for a lifetime of durable performance
- Two Lever handles offer separate control of hot and cold water
- Coordinates with other products in the Purist collection
- 1.5 gpm (5.7 lpm) maximum flow rate at 60 psi (4.14 bar)

Material

- Premium metal construction for durability and reliability
- KOHLER® finishes resist corrosion and tarnishing

Installation

- Three-hole installation
- Flexible supply lines simplify installation

Recommended Products/Accessories

- K-77685 Single-cartridge water filtration system
- K-77686 Double-cartridge water filtration system
- K-77687 single replacement filter cartridge
- K-77688 Replacement Filter Cartridges, Two-Pack
- K-23723 Faucet cleaner



ADA **CSA B651**

Codes/Standards




ASME A112.18.1/CSA B125.1
 NSF/ANSI/CAN 61
 NSF/ANSI/CAN 372
 All applicable US Federal and State material regulations
 DOE - Energy Policy Act 1992
 California Energy Commission (CEC)
 ADA
 ICC/ANSI A117.1
 CSA B651
 IAPMO Certification

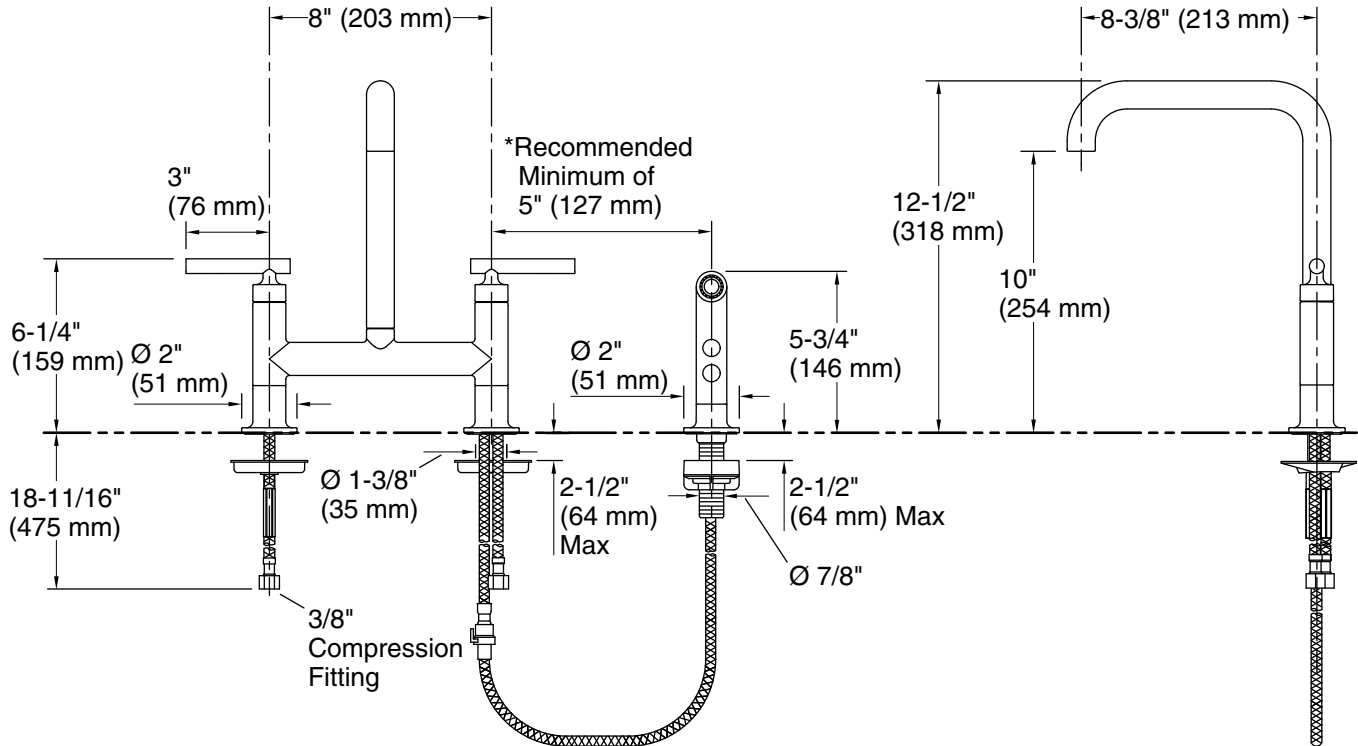
KOHLER® Faucet Lifetime Limited Warranty

See website for detailed warranty information.

Available Colors/Finishes

Color tiles intended for reference only.

| Color | Code | Description |
|---|------|--------------------------------|
|  | CP | Polished Chrome |
|  | SN | Vibrant® Polished Nickel |
|  | AF | Vibrant® French Gold |
|  | VS | Vibrant® Stainless |
|  | BV | Vibrant® Brushed Bronze |
|  | BL | Matte Black |
|  | 2MB | Vibrant® Brushed Moderne Brass |
|  | TT | Vibrant Titanium |



Technical Information

All product dimensions are nominal.

Faucet:

Flow rate: 1.5 gal/min (5.7 l/min)

Drain included: No

Spout:

Spout reach: 8-3/8" (213 mm)

Handshower:

Rated maximum flow: 0 gal/min (0 l/min)

Notes

Install this product according to the installation guide.

Drill the hole for the sidespray a minimum of 5" (127 mm) from the center of the lever handle.

ADA compliant for faucet handles only

ADA, CSA B651 compliant when installed to the specific requirements of these regulations.