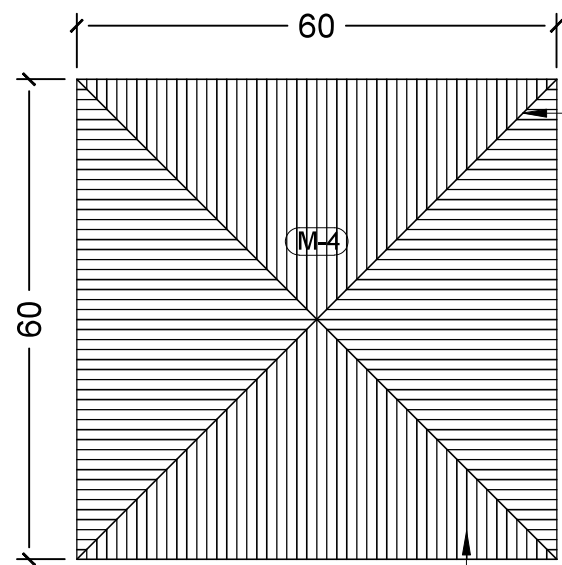


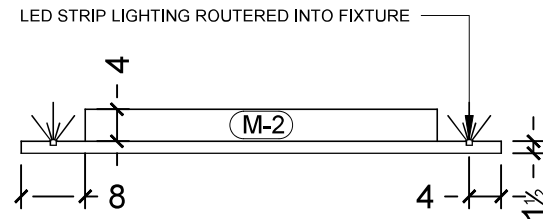
Property of The Wood Shop Millwork & Joinery est. 2015

DWG BY: S.ARDUINI

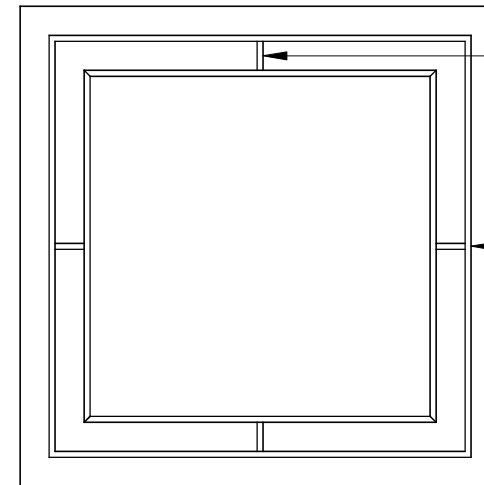


BOTTOM

$\frac{1}{8}$ " SAW KERFS PAINTED BLACK (M-2)



ELEVATION

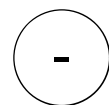


TOP

CHANEL TO RUN WIRING FOR STRIP LIGHTING

LED STRIP LIGHTING CHANEL

LINES INDICATE GRAIN ORIENTATION



COFFEE TABLE CEILING FIXTURE

SCALE: 1/2" = 1'0"

4921 Auto Rd SE
Salmon Arm, BC
V1E 1X1
P: 250-832-2552
F: 250-832-7887
info@thewoodshop.co



Project Name & Address

TWS. WHITSTONE DEVELOPMENTS

LECLAIR - LOT 5 BYERSVIEW

ARCHITECTURAL MILLWORK PLANS

REV-H

Customer / Contractor Initial
Approved For Construction

X

Room / Room #

VARIOUS

FINISH(S)

(M-2) (M-4)

DOOR STYLE(S)

HARDWARE

Sheet

Drawing Notes

Date

Apr-22-2025

A15.1